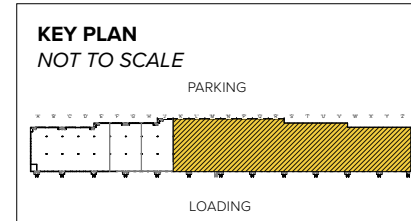


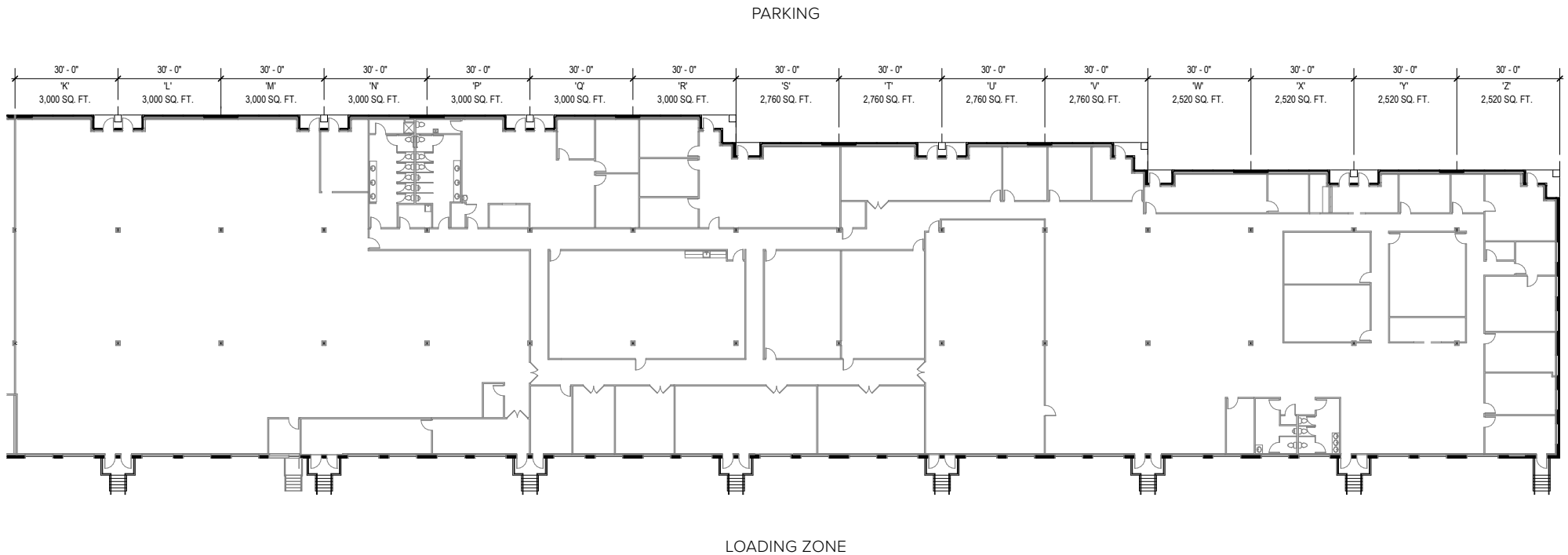


Total SF Available:
42,120 SF

Great space for call center, includes generator, large truck court, dock doors and large office area



Note: This space plan is subject to existing field conditions. This drawing is proprietary and the exclusive property of St. John Properties, Inc. Any duplications, distribution, or other unauthorized use is strictly prohibited.





Flex/R&D

Direct-Entry Flexible Space

Flex/R&D buildings offer direct-entry suites with 24/7 tenant access. Suites feature 16, 18, or 24-foot ceiling heights with dock and drive-in loading capabilities, and wide truck courts at the rear of the buildings.




Flex/R&D Buildings

795 Cromwell Park Drive	48,120 SF
796 Cromwell Park Drive	59,520 SF
797 Cromwell Park Drive	56,640 SF
798 Cromwell Park Drive	56,640 SF
799 Cromwell Park Drive	66,240 SF
810 Cromwell Park Drive	72,240 SF
806 Cromwell Park Drive	72,240 SF
820 Airport Park Road	27,000 SF
871 Cromwell Park Drive	33,120 SF
881 Cromwell Park Drive	33,120 SF
883 Airport Park Road	27,665 SF
889 Airport Park Road	33,116 SF
890 Airport Park Road	41,938 SF
899 Airport Park Road	68,826 SF
681 Hollins Ferry Road	33,120 SF
6934 Aviation Boulevard	45,780 SF

Flex/R&D Specifications

LEED (<i>select buildings</i>)	Designed
Suite Sizes	2,520 up to 72,240 SF
Ceiling Height	16 ft. clear minimum
<i>871 & 881 Cromwell Park Drive</i>	18 ft. clear minimum
<i>899 Airport Park Road</i>	24 ft. clear minimum
Parking	4 spaces per 1,000 SF
Construction	Brick on block
Loading	Dock or drive-in
Zoning	W1



Scan with your mobile device to take a virtual tour, download floor plans and more!

Contact Us

For additional information or to schedule a tour, contact:

FLEX/R&D AND OFFICE SPACE:

Jonas Asner
Partner in Training
jasner@sjpi.com
410.369.1297

Lacey Johansson
Assistant Vice President, Leasing
ljohansson@sjpi.com
410.369.1229

RETAIL SPACE:

Eric Llewellyn
Retail Leasing Representative
ellewellyn@sjpi.com
443.464.1308

Bill Holzman
Vice President, Retail Leasing
bholzman@sjpi.com
410.369.1240

Corporate Headquarters:
2560 Lord Baltimore Drive, Baltimore, MD 21244
410.788.0100 | SJPI.COM

About St. John Properties

St. John Properties, Inc. is one of the nation's largest and most successful privately held commercial real estate firms. Founded in 1971, the vertically-integrated company develops, owns and manages office, flex/research and development, warehouse, retail and residential space nationwide.

Connect with us @stjohnprop



This information contained in this publication has been obtained from sources believed to be reliable. St. John Properties makes no guarantee, warranty or representation about this information. Any projections, opinions, assumptions or estimates used here are for example only and do not represent the current or future performance of the property. Interested parties should conduct an independent investigation to determine whether the property suits their needs. REV 06/23