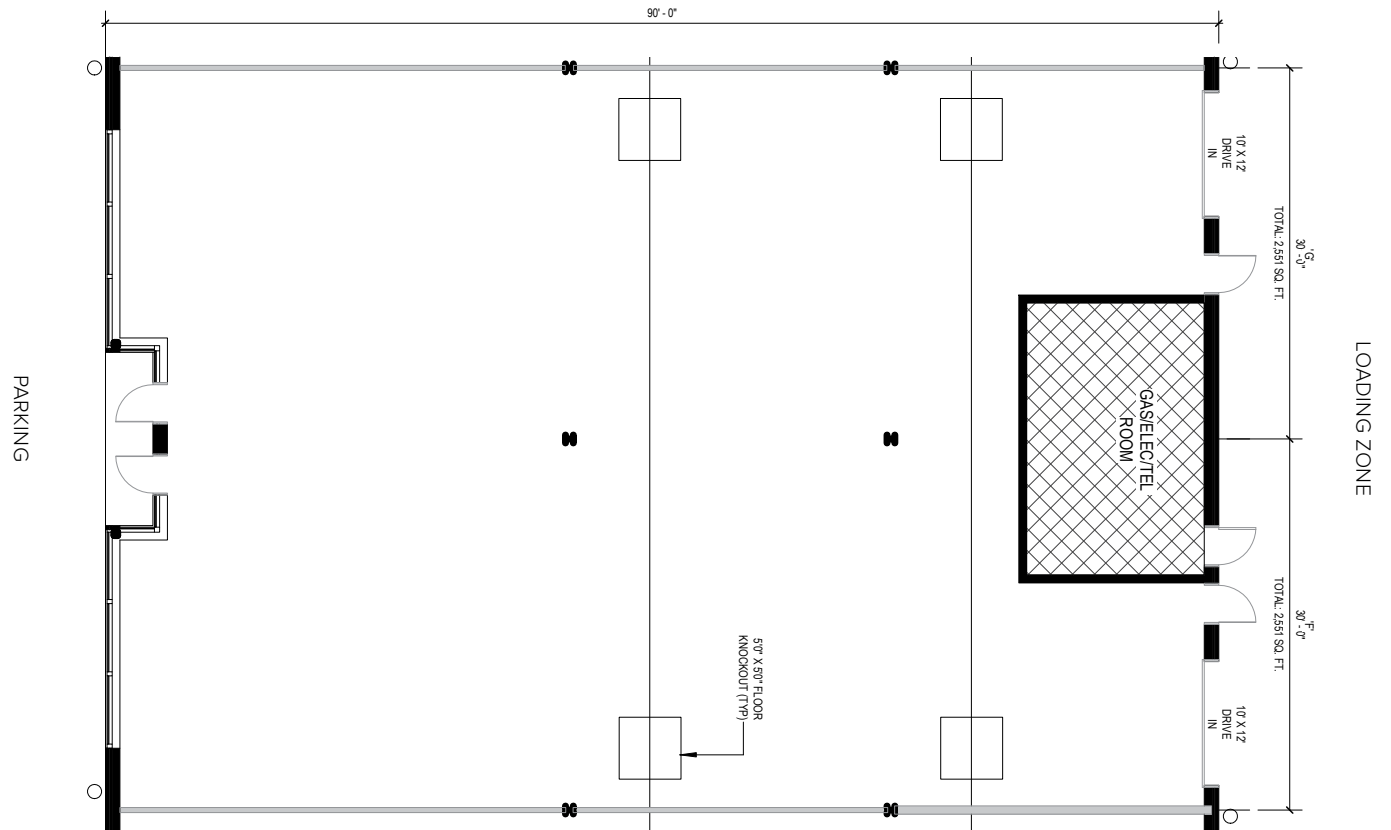
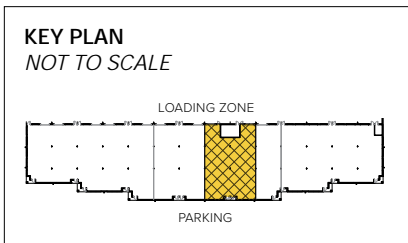




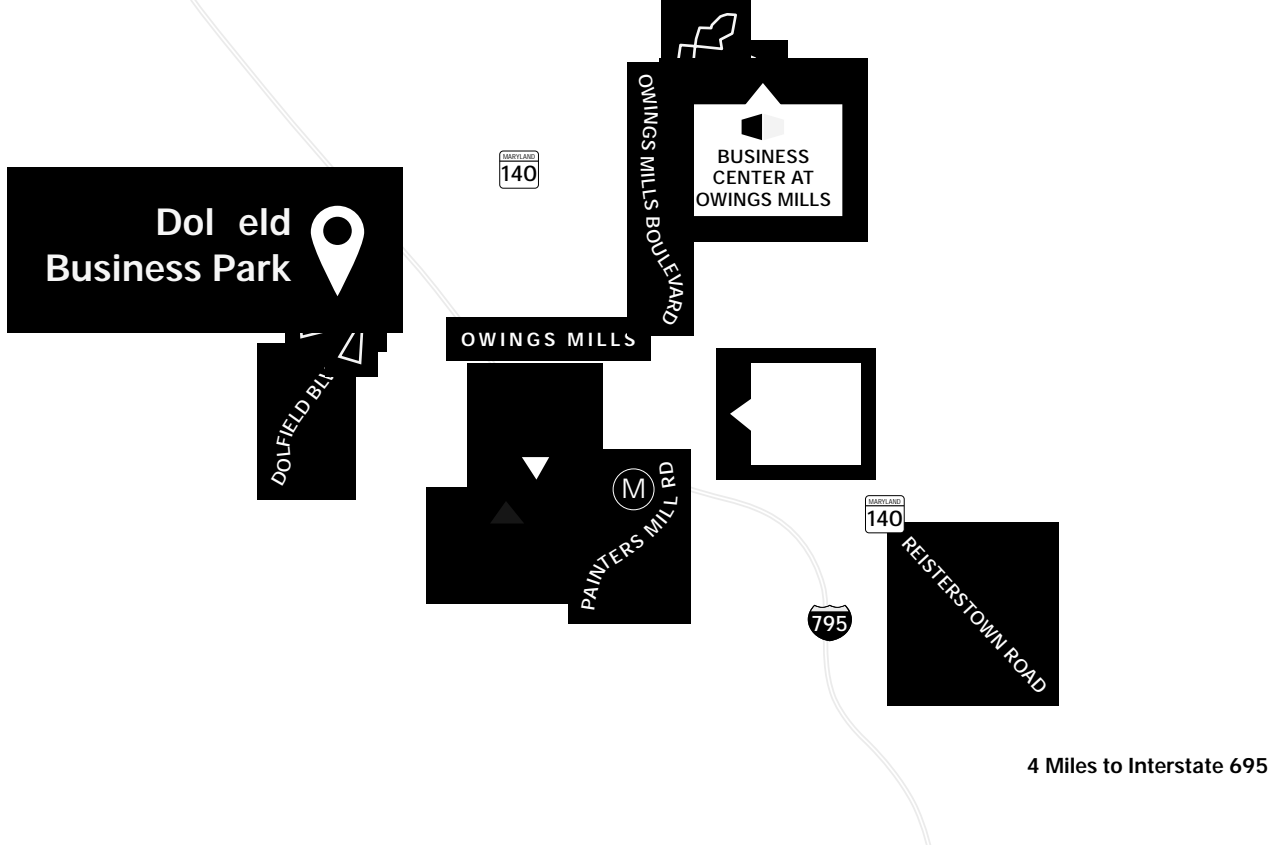
**Total SF Available:**  
5,102 SF

*New construction, LEED  
designed with drive-in  
loading available*



**Note:** This space plan is subject to existing field conditions. This drawing is proprietary and the exclusive property of St. John Properties, Inc. Any duplications, distribution, or other unauthorized use is strictly prohibited.





**Distances to:**

Baltimore, MD (Downtown) .....	15 miles
BWI Airport .....	22 miles
Foundry Row .....	2 miles
Interstate 95 .....	15 miles
Interstate 695 (Baltimore Beltway) .....	4 miles
Interstate 795 .....	2 miles
Mill Station .....	2 miles
Towson, MD .....	13 miles
Westminster, MD .....	16 miles


# Contact Us

For additional leasing information or to schedule a tour, contact:

**Stephanie Caronna**  
 Leasing Representative  
 scaronna@sjpi.com | 410.369.1235

Corporate Headquarters:  
 2560 Lord Baltimore Drive | Baltimore, MD 21244

410.788.0100 | SJPI.COM



Scan with your mobile device to take a virtual tour, download floor plans and more!

**About St. John Properties**

St. John Properties, Inc. is a full-service real estate company headquartered in Baltimore, Maryland. The company owns, manages and has developed more than 22 million square feet of commercial real estate, including office, ex/R&D, warehouse, retail and residential space.

Connect with us @stjohnprop



*This information contained in this publication has been obtained from sources believed to be reliable. St. John Properties makes no guarantee, warranty or representation about this information. Any projections, opinions, assumptions or estimates used here are for example only and do not represent the current or future performance of the property. Interested parties should conduct an independent investigation to determine whether the property suits their needs. REV 10/22*