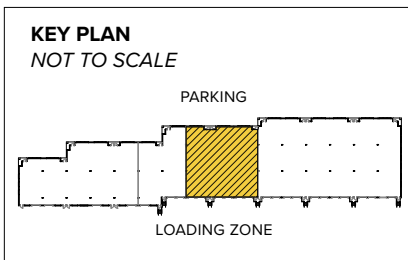


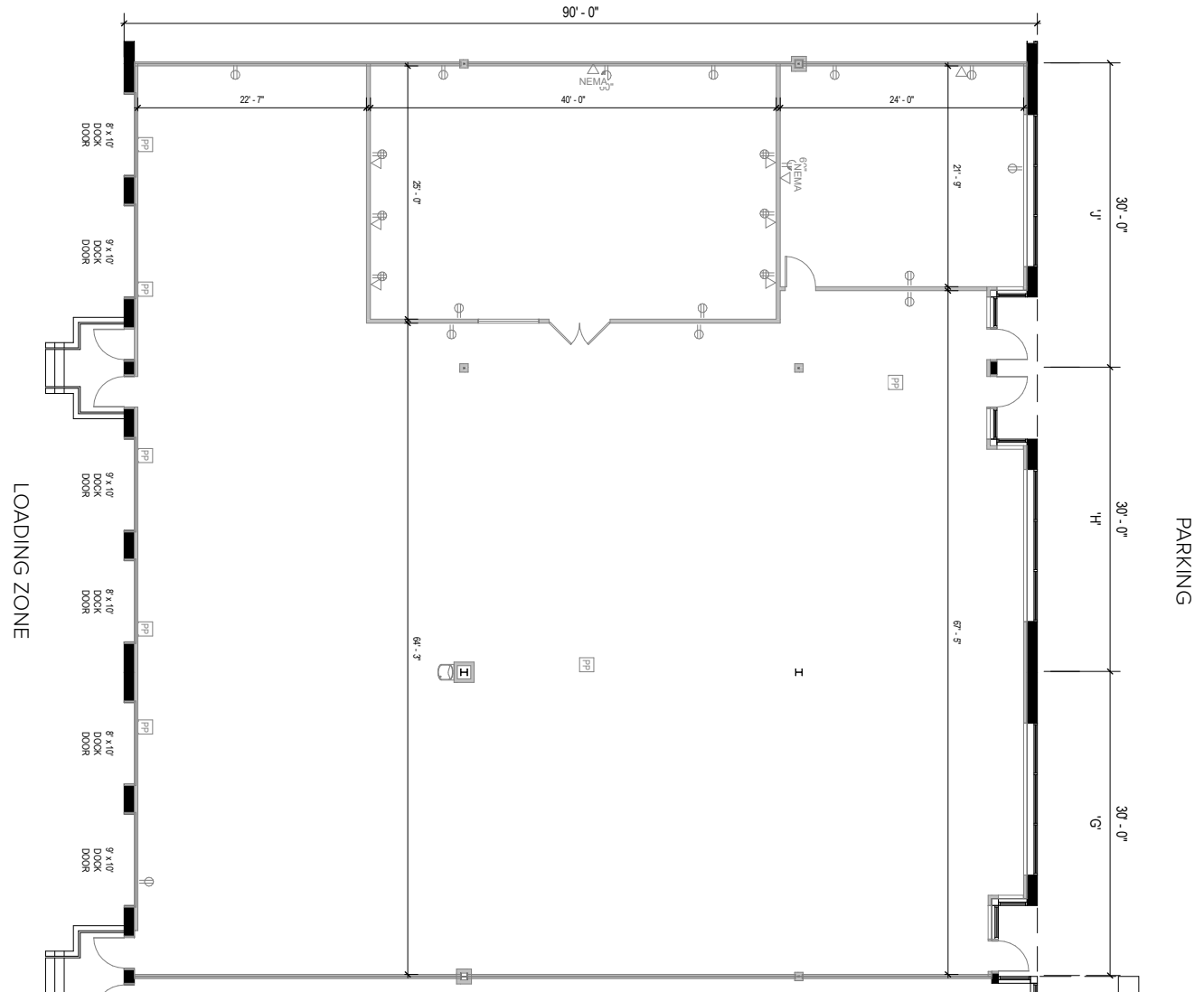


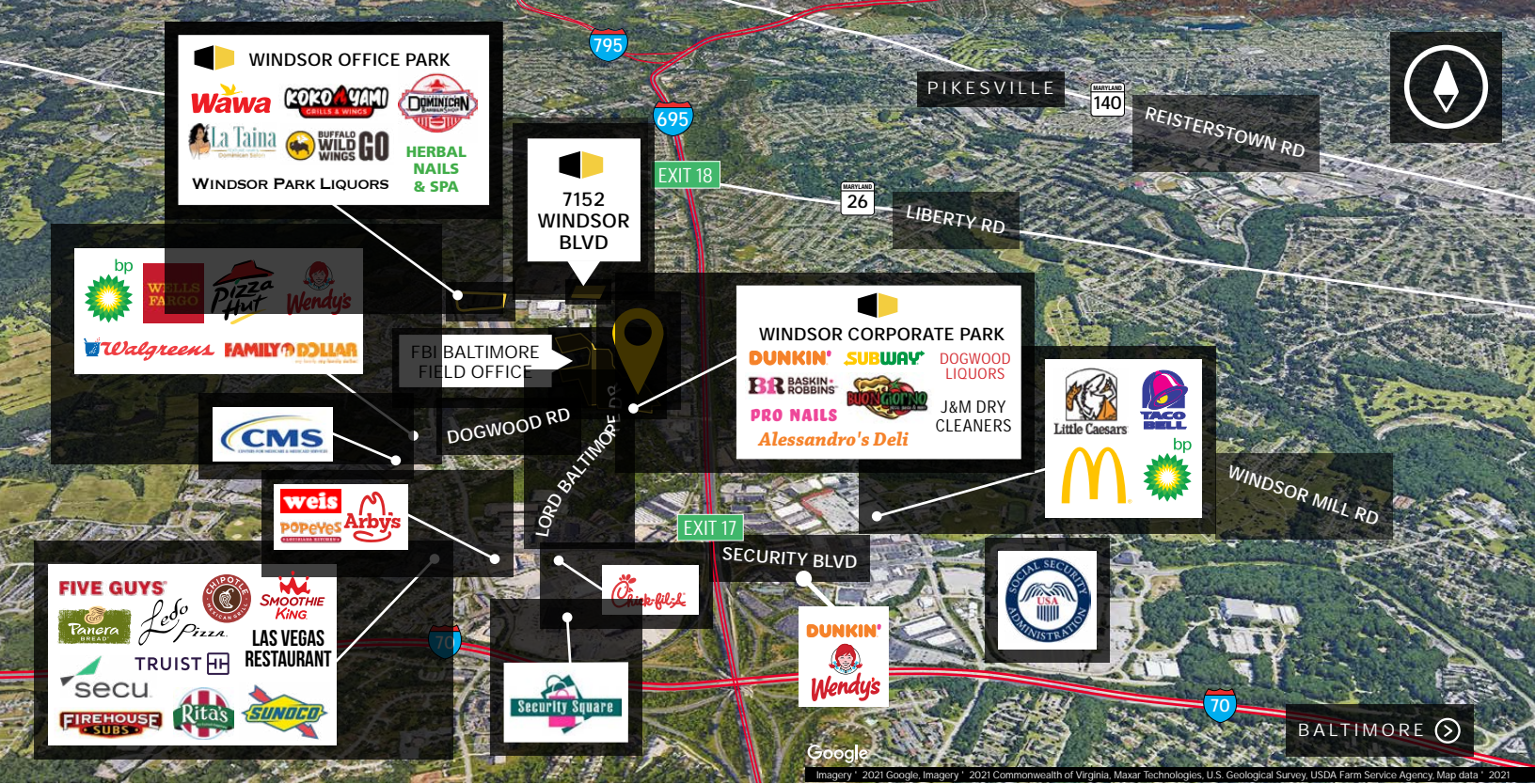
Total SF Available:
8,100 SF

Warehouse space with a private office, 8'x10' dock doors (3), and 9'x10' dock doors (3)



Note: This space plan is subject to existing field conditions. This drawing is proprietary and the exclusive property of St. John Properties, inc. Any duplications, distribution, or other unauthorized use is strictly prohibited.





Distances to:

| | |
|--|----------|
| Baltimore, MD (Downtown) | 9 miles |
| BWI Airport | 11 miles |
| Columbia, MD | 10 miles |
| Interstate 70 | 4 miles |
| Interstate 83 | 9 miles |
| Interstate 95 | 7 miles |
| Interstate 695 (Baltimore Beltway) | 2 miles |
| Interstate 795 | 3 miles |
| Owings Mills, MD | 5 miles |
| Towson, MD | 8 miles |



Scan with your mobile device to take a virtual tour, download our plans and more!

Contact Us

For additional leasing information or to schedule a tour, contact:

Claire Cobert
 Leasing Representative
 ccobert@sjpi.com | 410.369.1274

Corporate Headquarters:
 2560 Lord Baltimore Drive | Baltimore, MD 21244

410.788.0100 | SJPI.COM

About St. John Properties
 St. John Properties, Inc. is one of the nation's largest and most successful privately held commercial real estate firms. The company owns, manages, and has developed office, ex/research and development, warehouse, retail, and residential space nationwide.

Connect with us @stjohnprop



This information contained in this publication has been obtained from sources believed to be reliable. St. John Properties makes no guarantee, warranty or representation about this information. Any projections, opinions, assumptions or estimates used here are for example only and do not represent the current or future performance of the property. Interested parties should conduct an independent investigation to determine whether the property suits their needs. REV 01/24