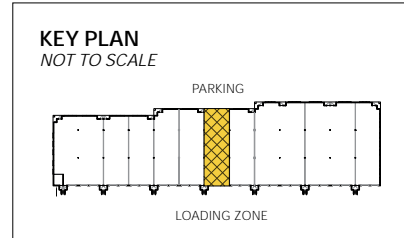


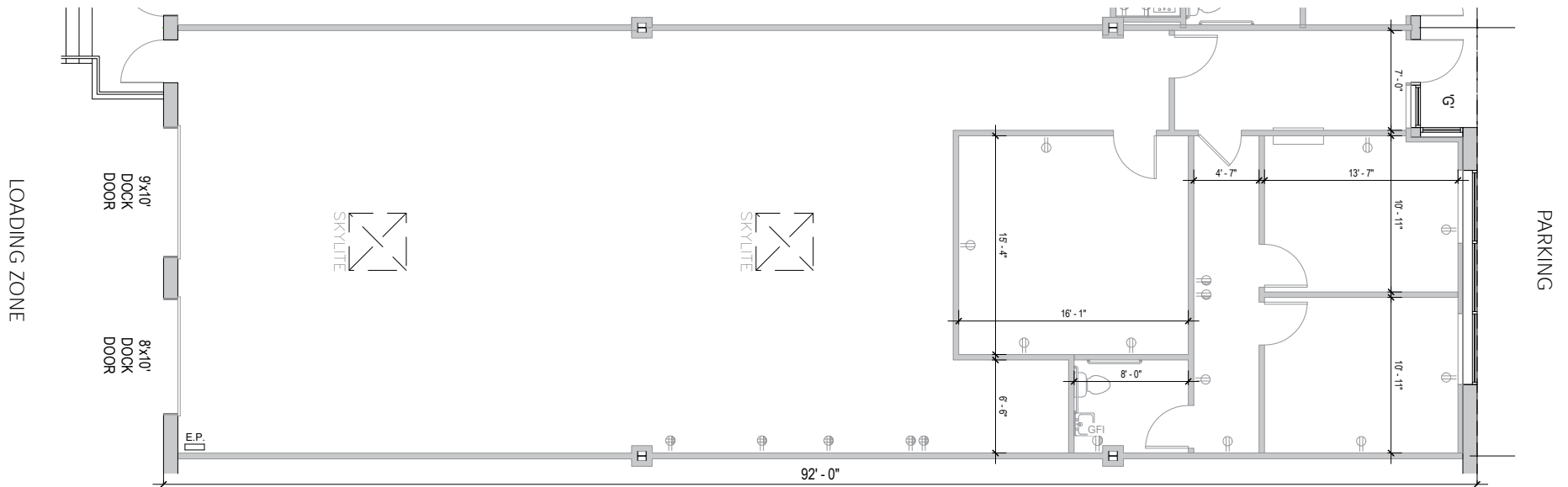


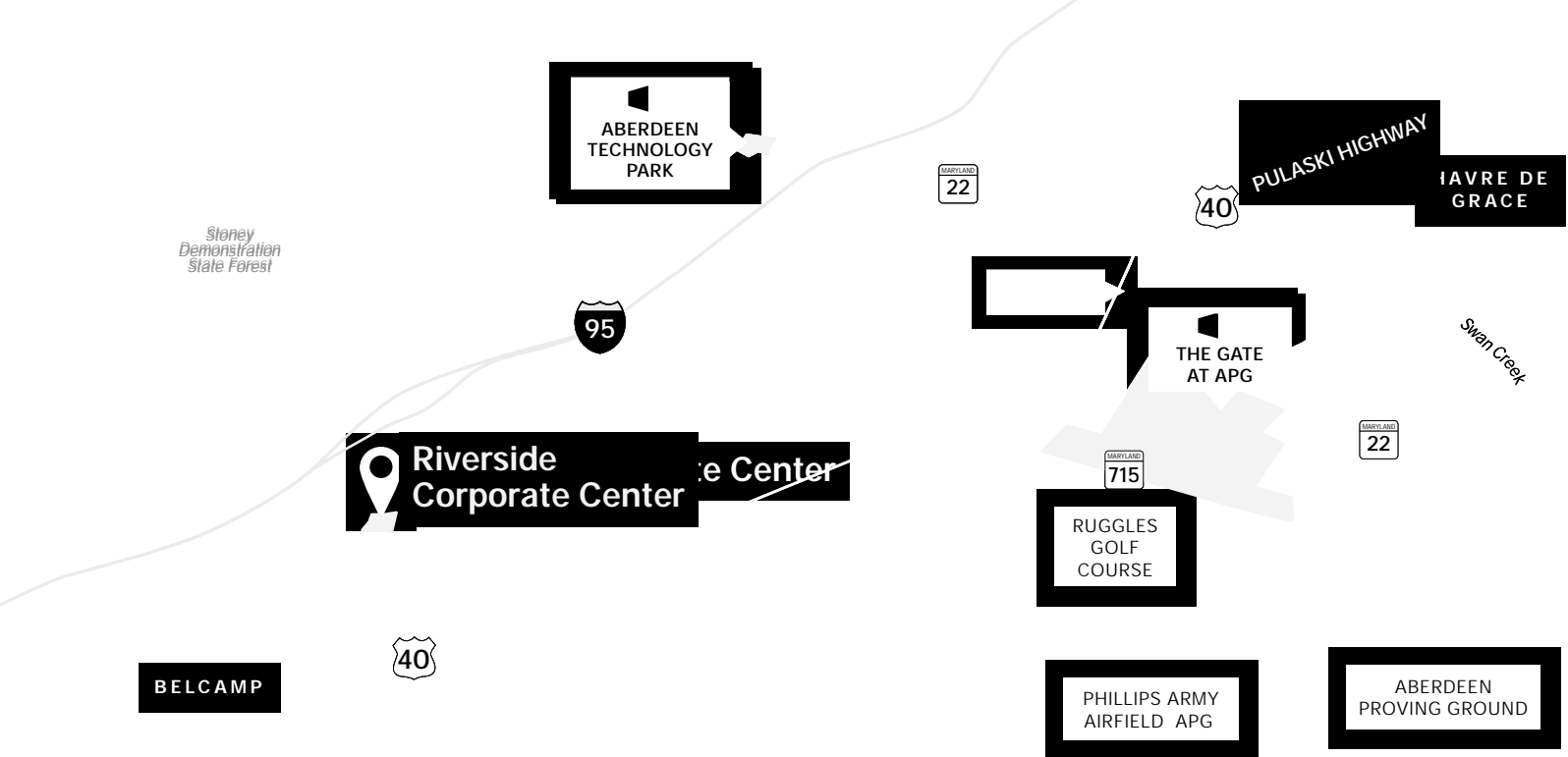
Total SF Available:
2,760 SF

Former church space with
859 SF office and dock (2)



Note: This space plan is subject to existing field conditions. This drawing is proprietary and the exclusive property of St. John Properties, Inc. Any duplications, distribution, or other unauthorized use is strictly prohibited.





Distances to:

- Aberdeen Proving Ground 4 miles
- Baltimore, MD (Downtown) 26 miles
- Bel Air, MD 9 miles
- BWI Airport 35 miles
- Interstate 95 0.5 miles
- Interstate 695 (Baltimore Beltway) 17 miles
- Philadelphia, PA (Downtown) 70 miles
- Wilmington, DE (Downtown) 44 miles



Scan with your mobile device to take a virtual tour, download floor plans and more!

Contact Us

For additional leasing information or to schedule a tour, contact:


Matt Lenihan
 Vice President, Leasing
 mlenihan@sjpi.com | 410.369.1202

Corporate Headquarters:
 2560 Lord Baltimore Drive
 Baltimore, MD 21244
 410.788.0100 | SJPI.COM

About St. John Properties

St. John Properties, Inc. is a full-service real estate company headquartered in Baltimore, Maryland. The company owns, manages and has developed more than 22 million square feet of commercial real estate, including office, ex/R&D, warehouse, retail and residential space.

Connect with us @stjohnprop



This information contained in this publication has been obtained from sources believed to be reliable. St. John Properties makes no guarantee, warranty or representation about this information. Any projections, opinions, assumptions or estimates used here are for example only and do not represent the current or future performance of the property. Interested parties should conduct an independent investigation to determine whether the property suits their needs. REV 01/22