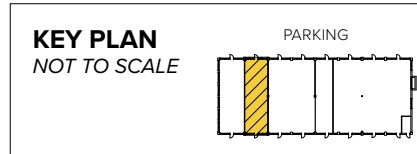


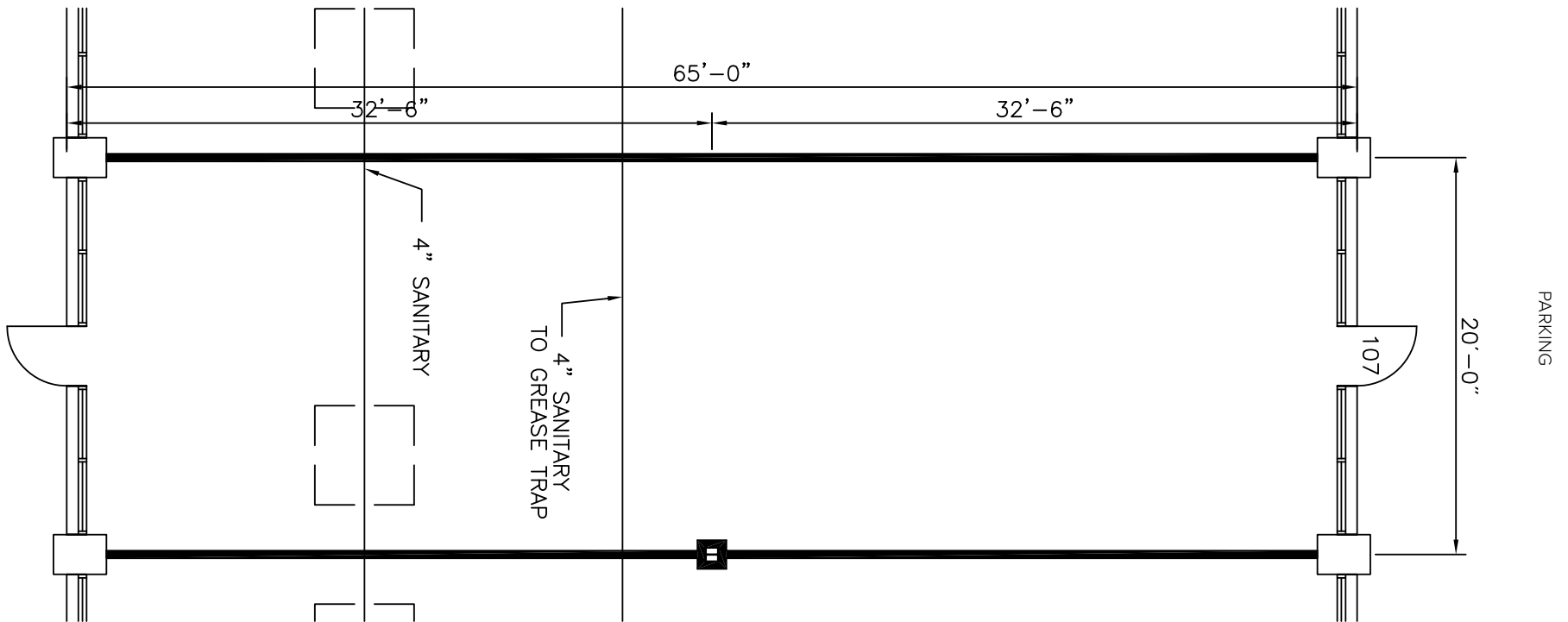


Total SF Available:
1,371 SF

*Prime end cap for full service
restaurant/bar*



Note: This space plan is subject to existing field conditions. This drawing is proprietary and the exclusive property of St. John Properties, Inc. Any duplications, distribution, or other unauthorized use is strictly prohibited.





910 Cromwell Park Drive

Retail

Inline retail & pad sites

- ▶ Prime access and LED signage visible to 121,110 vehicles per day along Interstate 97
- ▶ Great spot for quick-service restaurants
- ▶ 135-acre business community located directly off Interstate 97 between Baltimore and Annapolis
- ▶ Adjacent to BWI Thurgood Marshall Airport
- ▶ Easy access to Interstates 97, 95, 895 & MD Routes 295, 100, and 176

Traffic Count (MDOT)

Aviation Boulevard: 23,250 vehicles per day

Cromwell Park Drive at Aviation Boulevard: 13,711 vehicles per day

I-97 (Electronic Sign): 121,110 vehicles per day

Demographics

| | 1 Mile | 3 Miles | 5 Miles |
|-----------------------|-----------|-----------|-----------|
| Population | 5,721 | 88,953 | 209,684 |
| Avg. Household Income | \$119,611 | \$108,068 | \$116,888 |

Inline & Pad Sites Available: *Join Starbucks, Subway, Royal Farms & more!*

910 Cromwell Park Drive

| | | |
|----------------|---------------------------|----------|
| Suites 101–102 | Starbucks | 2,687 SF |
| Suite 103 | AVAILABLE | 1,631 SF |
| Suites 104–106 | Wildflower + Petal Pusher | 3,638 SF |
| Suite 107 | AVAILABLE | 1,317 SF |
| Suite 108 | Berkshire Hathaway | 1,483 SF |

920 Cromwell Park Drive

| | | |
|----------------|------------------|-----------|
| Suites 101–108 | AVAILABLE | 10,590 SF |
|----------------|------------------|-----------|

930 Cromwell Park Drive

Royal Farms

6930 Aviation Boulevard

| | |
|----------|----------|
| 7-Eleven | 2,940 SF |
|----------|----------|

6934 Aviation Boulevard

| | | |
|---------|------------------|----------|
| Suite A | AVAILABLE | 3,150 SF |
| Suite B | AVAILABLE | 3,750 SF |

6938 Aviation Boulevard

| | | |
|------------|-----------------------|----------|
| Suites A–C | Los Portales | 4,875 SF |
| Suite D | Aviation Deli & Grill | 1,625 SF |
| Suite E | Subway | 1,625 SF |

Retail Building A


| | | |
|----------------|------------------|----------|
| Suites 101-106 | AVAILABLE | 8,125 SF |
|----------------|------------------|----------|

Retail Building B

| | | |
|----------------|------------------|-----------|
| Suites 101-110 | AVAILABLE | 12,772 SF |
|----------------|------------------|-----------|

Pad Site

| | |
|------------|----------|
| Pad Site A | 1.0 Acre |
|------------|----------|



Scan with your mobile device to take a virtual tour, download floor plans and more!

Contact Us

For additional information or to schedule a tour, contact:

FLEX/R&D AND OFFICE SPACE:

Lacey Johansson

Assistant Vice President, Leasing
ljohansson@sjpi.com | 410.369.1229

RETAIL SPACE:

Eric Llewellyn

Retail Leasing Representative
ellewellyn@sjpi.com | 443.464.1308

Bill Holzman

Vice President, Retail Leasing
bholzman@sjpi.com | 410.369.1240

Corporate Headquarters:

2560 Lord Baltimore Drive, Baltimore, MD 21244

410.788.0100 | SJPI.COM

About St. John Properties

St. John Properties, Inc. is one of the nation's largest and most successful privately held commercial real estate firms. Founded in 1971, the vertically-integrated company develops, owns and manages office, flex/research and development, warehouse, retail and residential space nationwide.

Connect with us @stjohnprop



This information contained in this publication has been obtained from sources believed to be reliable. St. John Properties makes no guarantee, warranty or representation about this information. Any projections, opinions, assumptions or estimates used here are for example only and do not represent the current or future performance of the property. Interested parties should conduct an independent investigation to determine whether the property suits their needs. REV 12/22