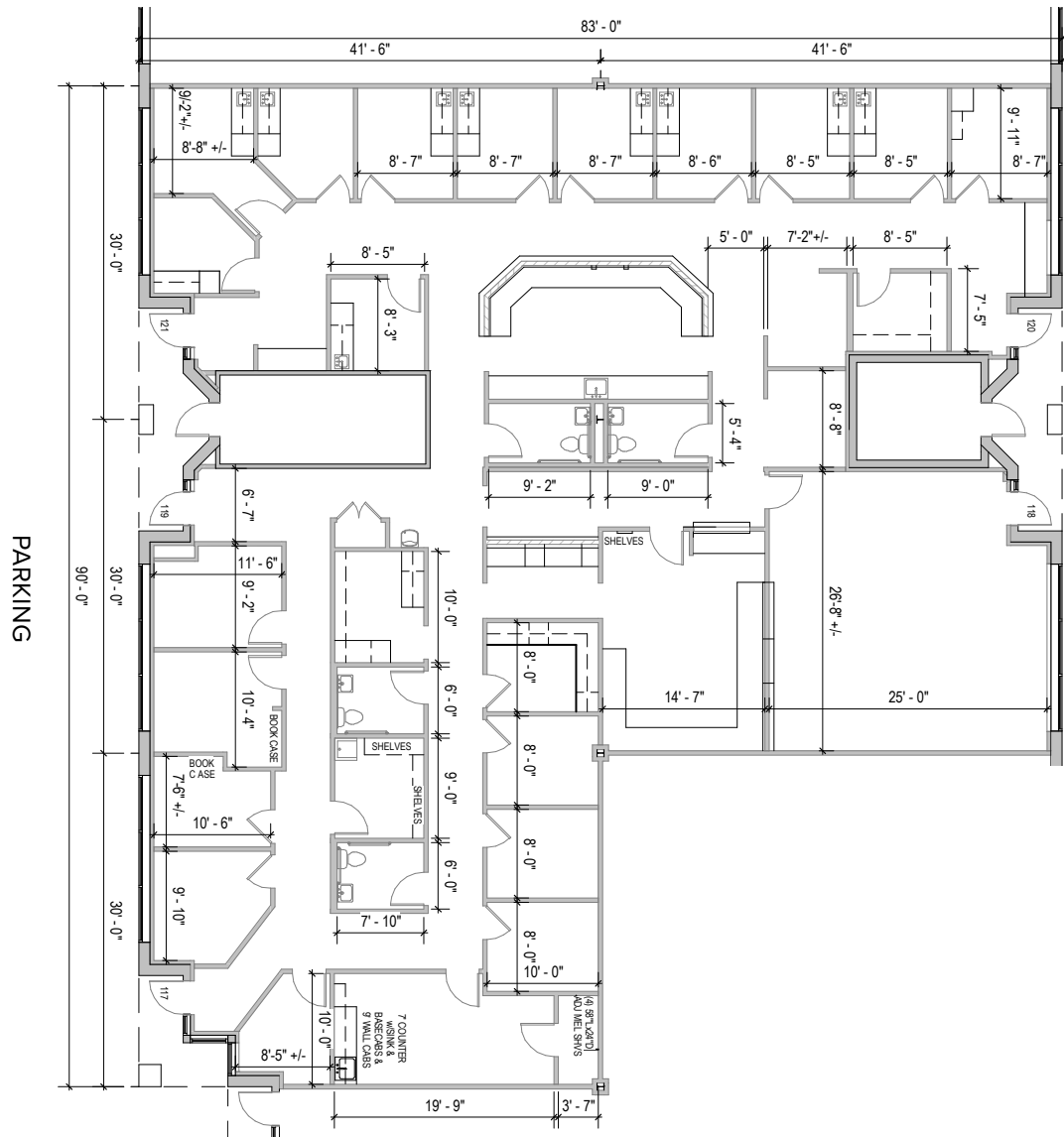
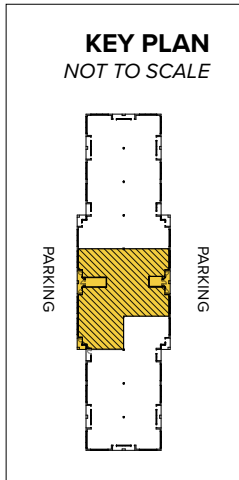


Total SF Available:
6,225 SF

Take a Virtual Tour



Note: This space plan is subject to existing field conditions. This drawing is proprietary and the exclusive property of St. John Properties, Inc. Any duplications, distribution, or other unauthorized use is strictly prohibited.

About Quarterfield Center

Quarterfield Center is an 18-acre business community located near the intersection of MD Route 174 (Quarterfield Road) and Interstate 97.

The business park is comprised of five office buildings and one retail building, totaling approximately 181,440 square feet of space, and provides Quarterfield Center a campus-like business environment. Two of the buildings have been custom-designed to suit medical/office requirements.

Tenant sizes from 1,005 square feet to 61,200 square feet of space offer businesses straight-forward, economical and high-utility space in a covenant-protected, well-maintained atmosphere. Free, generous parking is available adjacent to the buildings.

For more information on Quarterfield Center, visit: sjpi.com/quarterfieldcenter



Inline Retail Space

Inline Retail Buildings

801 Landmark Drive 7,200 SF

Retail Tenants

Suite A	Subway	1,467 SF
Suite B	Soleil Pharmacy	913 SF
Suite C	VIP Nail Salon	1,220 SF
Suites D-E	Squisito	2,132 SF
Suite F	Edible Arrangements	1,467 SF

Pictured Below: 804 Landmark Drive, single-story office building; Pictured Right: 801 Landmark drive, inline retail building



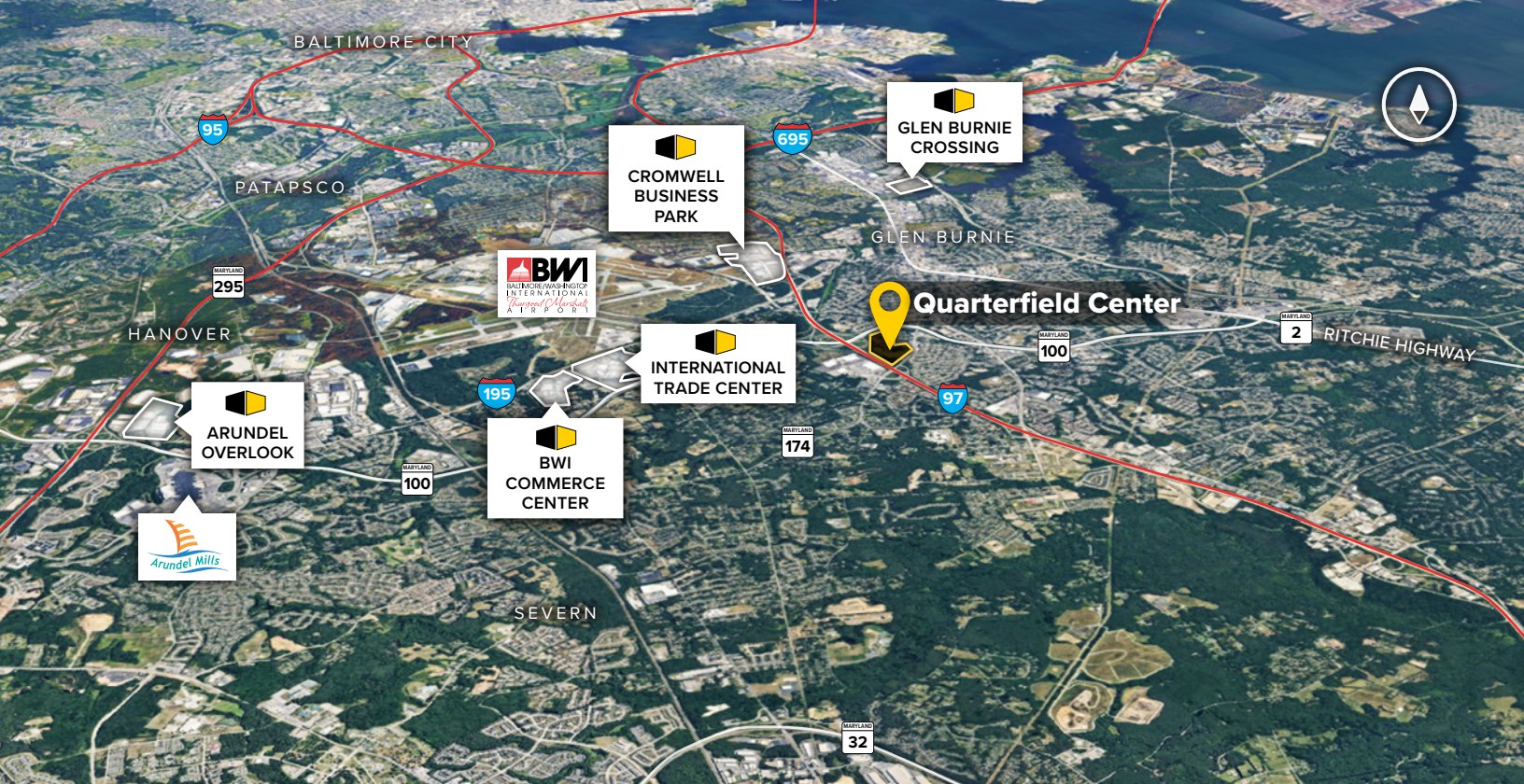
Single-Story Office Space

802 Landmark Drive	22,020 SF
804 Landmark Drive	18,000 SF
806 Landmark Drive	22,020 SF
Suite Sizes	1,005 up to 22,020 SF
Ceiling Height	9 ft. clear minimum
Offices	Built to suit
Parking	5 spaces per 1,000 SF
HVAC	Gas
Roof	EPDM rubber
Exterior Walls	Brick on block
Zoning	C-2



Two-Story Office Space

Two-Story Office Buildings	
808 Landmark Drive	61,200 SF
810 Landmark Drive	51,000 SF
Two-Story Office Specifications	
Suite Sizes	1,275 up to 61,200 SF
Ceiling Height	9 ft. clear minimum
Offices	Built to suit
Parking	5 spaces per 1,000 SF
Zoning	C-2



Distances to:

Annapolis, MD (Downtown)	16 miles
Baltimore, MD (Downtown)	10 miles
BWI Airport	4 miles
Interstate 95	8 miles
Interstate 495 (Capital Beltway)	20 miles
Interstate 695 (Baltimore Beltway)	4 miles
MD 295	5 miles
MD Route 100	0.25 mile
Washington, D.C. (Downtown)	30 miles

For additional leasing information or to schedule a tour, contact:

Stephanie Caronna
Leasing Representative
 410.369.1235 | scaronna@sjpi.com

Sean Doordan
Senior VP, Leasing & Acquisitions
 410.369.1211 | sdoordan@sjpi.com

About St. John Properties

St. John Properties, Inc. is a full-service real estate company headquartered in Baltimore, Maryland. The company owns, manages and has developed more than 20 million square feet of commercial real estate, including office, flex/R&D, warehouse, retail and residential space.



2560 Lord Baltimore Drive
 Baltimore, MD 21244
410.788.0100 | SJPI.COM
 MD | CO | LA | NV | PA | UT | VA | WI

Connect with us @stjohnprop    



This information contained in this publication has been obtained from sources believed to be reliable. St. John Properties makes no guarantee, warranty or representation about this information. Any projections, opinions, assumptions or estimates used here are for example only and do not represent the current or future performance of the property. Interested parties should conduct an independent investigation to determine whether the property suits their needs. REV 07/20